

FINAL

Άρης Νικαίας **79** - **73** Α.Σ. Πέρα

| | | | | |
|-----|---------|----|---------|-----|
| 75% | 15 / 20 | FT | 12 / 28 | 43% |
| 51% | 20 / 39 | 2p | 17 / 37 | 46% |
| 32% | 8 / 25 | 3p | 9 / 23 | 39% |
| | 27 - 15 | Rb | 27 - 15 | |
| | 12 | Tu | 15 | |

Referees: Παυλόπουλος - Καλογερόπουλος

| Each Period | 1st | 2nd | 3rd | 4th |
|--------------|-----|-----|-----|-----|
| Άρης Νικαίας | 23 | 16 | 22 | 18 |
| Α.Σ. Πέρα | 10 | 25 | 15 | 23 |

| End of Period | 1st | 2nd | 3rd | 4th |
|---------------|-----|-----|-----|-----|
| Άρης Νικαίας | 23 | 39 | 61 | 79 |
| Α.Σ. Πέρα | 10 | 35 | 50 | 73 |



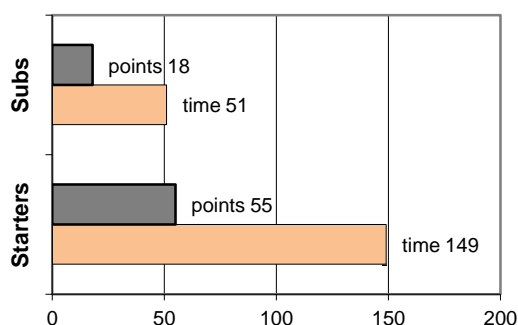
Coach: Π. Γκαναβίας

Α.Σ. ΠΕΡΑ

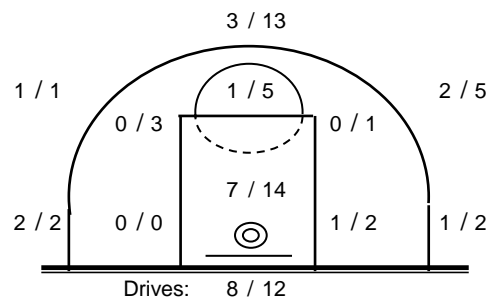
Fast Breaks 2 / 7

| # Player | Time (min) | Points | Ft | 2p | 3p | +/- | Rebs | | As | St | Tu | Bl | Fouls | | Rkg* | |
|----------------------|------------|--------|--------|---------|---------|--------|------|----|----|----|----|----|-------|----|------|----|
| | | | | | | | de | of | | | | | Wo | Co | | |
| 4 Βαρδάλος Ηλίας | 37 | 7 | 1 / 4 | 0 / 2 | 2 / 5 | -8 | 6 | 0 | 4 | 1 | 2 | 0 | 2 | 4 | 8 | |
| 5 Γκούμας Νικόλαος | 0 | 0 | 0 / 0 | 0 / 0 | 0 / 0 | 0 | 0 | 0 | 0 | 0 | 0 | 0 | 0 | 0 | - | |
| 6 Καλούδης Πέτρος | 25 | 12 | 1 / 4 | 1 / 1 | 3 / 6 | 0 | 3 | 0 | 2 | 1 | 2 | 0 | 5 | 1 | 10 | |
| 7 Μητρόπουλος Χρ. | 0 | 0 | 0 / 0 | 0 / 0 | 0 / 0 | 0 | 0 | 0 | 0 | 0 | 0 | 0 | 0 | 0 | - | |
| 8 Μπίρμπας Νέκτ. | 37 | 15 | 1 / 3 | 4 / 9 | 2 / 7 | -9 | 2 | 0 | 3 | 0 | 0 | 1 | 3 | 3 | 9 | |
| 9 Λαγιάδης Δημ. | 17 | 6 | 3 / 4 | 0 / 3 | 1 / 3 | 1 | 2 | 2 | 0 | 0 | 3 | 0 | 4 | 5 | 1 | |
| 10 Βελισσαράκος Ι. | 18 | 0 | 0 / 0 | 0 / 1 | 0 / 0 | -4 | 3 | 0 | 3 | 1 | 0 | 0 | 0 | 1 | 6 | |
| 11 Π'θανασόπουλος Χ. | 26 | 13 | 3 / 8 | 5 / 12 | 0 / 1 | -3 | 5 | 6 | 2 | 2 | 2 | 0 | 6 | 2 | 13 | |
| 12 Σαμαρτζής Γεώργ. | 0 | 0 | 0 / 0 | 0 / 0 | 0 / 0 | 0 | 0 | 0 | 0 | 0 | 0 | 0 | 0 | 0 | - | |
| 13 Αλεξανδράκης Χαρ. | 8 | 0 | 0 / 0 | 0 / 0 | 0 / 0 | 8 | 1 | 1 | 0 | 0 | 1 | 0 | 1 | 2 | 1 | |
| 14 Αναγνώστου Ηλίας | 1 | 0 | 0 / 0 | 0 / 0 | 0 / 0 | -4 | 0 | 0 | 0 | 0 | 0 | 1 | 0 | 1 | - | |
| 15 Τάγαρης Κων/νος | 31 | 20 | 3 / 5 | 7 / 9 | 1 / 1 | -11 | 5 | 5 | 0 | 1 | 2 | 2 | 4 | 3 | 27 | |
| Team | | | | | | | 0 | 1 | | | 3 | | 1 | 0 | | |
| 1st quarter | | 10 | 1 / 6 | 3 / 10 | 1 / 6 | | 3 | 6 | 3 | 3 | 5 | 0 | 6 | 5 | 3 | |
| 2nd quarter | | 25 | 6 / 11 | 5 / 8 | 3 / 5 | | 10 | 4 | 4 | 1 | 5 | 1 | 7 | 7 | 30 | |
| 3rd quarter | | 15 | 1 / 3 | 4 / 8 | 2 / 5 | | 9 | 1 | 3 | 1 | 4 | 1 | 5 | 5 | 17 | |
| 4th quarter | | 23 | 4 / 8 | 5 / 11 | 3 / 7 | | 5 | 4 | 4 | 1 | 1 | 2 | 8 | 5 | 24 | |
| Final Stats | | 200 | 73 | 12 / 28 | 17 / 37 | 9 / 23 | -30 | 27 | 15 | 14 | 6 | 15 | 4 | 26 | 22 | 74 |
| | | | 43% | 46% | 39% | | | 42 | | | | | | | | |

Starters- Subs ratio



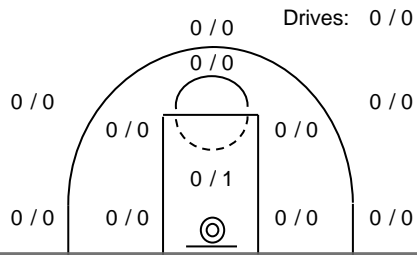
Shot Chart



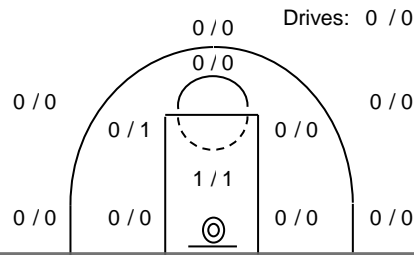
*Ranking= Pts+Rebs+As+St+B-Mished Shots-Tu (Time Played>7min.)

Offense Analysis:

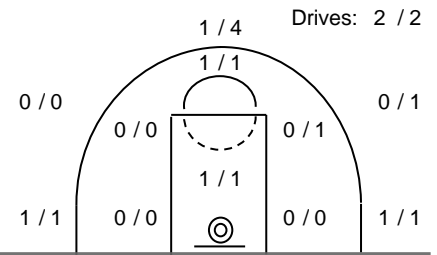
Play performance:



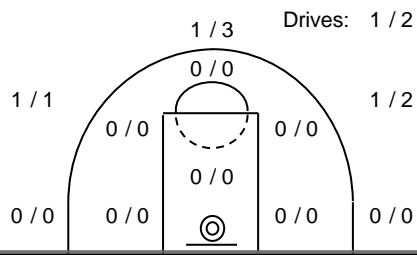
| | | |
|----------|------------|---|
| 1 | Points: | 0 |
| Played | Fouls won: | 1 |
| 3 times | Turnovers: | 1 |



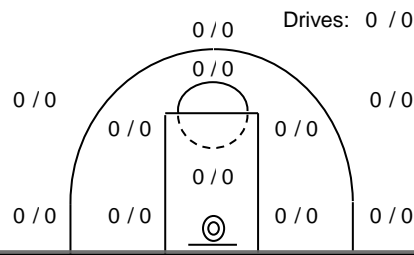
| | | |
|----------|------------|---|
| 3 | Points: | 3 |
| Played | Fouls won: | 2 |
| 5 times | Turnovers: | 1 |



| | | |
|---------------|------------|----|
| Κίνηση | Points: | 21 |
| Played | Fouls won: | 6 |
| 15 times | Turnovers: | 0 |



| | | |
|-------------|------------|----|
| Pick | Points: | 12 |
| Played | Fouls won: | 2 |
| 12 times | Turnovers: | 3 |



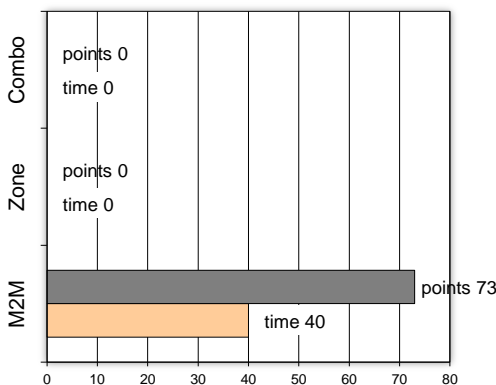
| | | |
|--------------|------------|---|
| Σταθ. | Points: | 0 |
| Played | Fouls won: | 0 |
| 0 times | Turnovers: | 0 |

Notes:

Against Defense Types:

Turnovers:

Fast breaks:



Έγιναν 15 λάθη
1 ήταν χρονικές υπερβάσεις,
0 ήταν παραβάσεις γραμμών,
10 ήταν λάθη κατοχής και
4 ήταν βήματα ή μεταφορά.

Επετεύχθησαν 2 αιφνιδιασμοί
2 ήταν πρωτεύοντες
0 ήταν δευτερεύοντες
0 προήλθαν από λάθος
του αντιπάλου

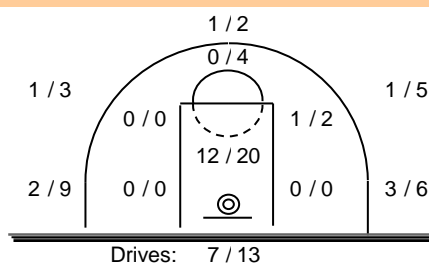
Πραγματοποιήθηκαν συνολικά 87 επιθέσεις, με απόδοση 0,84 έναντι 87 επιθέσεων των αντιπάλων.

Defense Analysis:

Άρης Νικαίας

| | | |
|----|---------------------------|-----------|
| 4 | Αλτσαντζής Κ. | 0 |
| 5 | Φωτόπουλος Θ. | 21 |
| 6 | Σταυρούλης Κ. | 0 |
| 7 | Κανελλής Π. | 8 |
| 8 | Ραλλάτος Γρ. | 7 |
| 9 | Σουρλής Γ. | 11 |
| 10 | Γαλίτης μ. | 0 |
| 11 | Κόλλιας Σ. | 14 |
| 12 | Θεοφιλίδης Π, | 0 |
| 13 | Σέχος Κ. | 0 |
| 14 | Σκιαθίτης Μ. | 3 |
| 15 | Πολυχρονόπουλος Ι. | 15 |

Opponent's shot chart



Απόδοση άμυνας: 1,10

Defense Types Performance

